

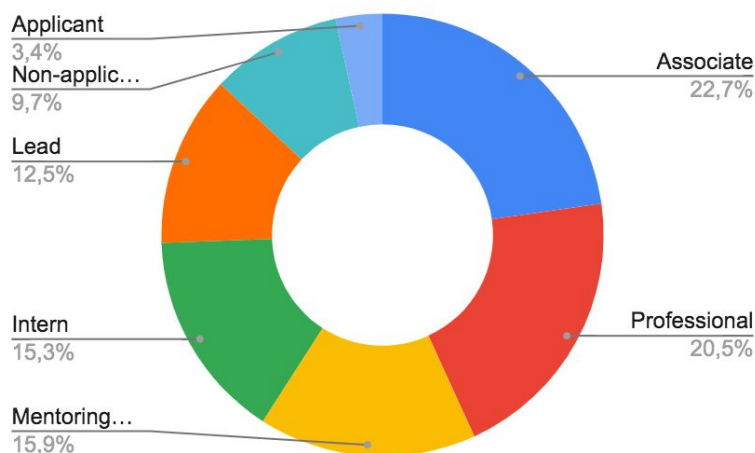


## Participant's Summary Report

DECEMBER 2020

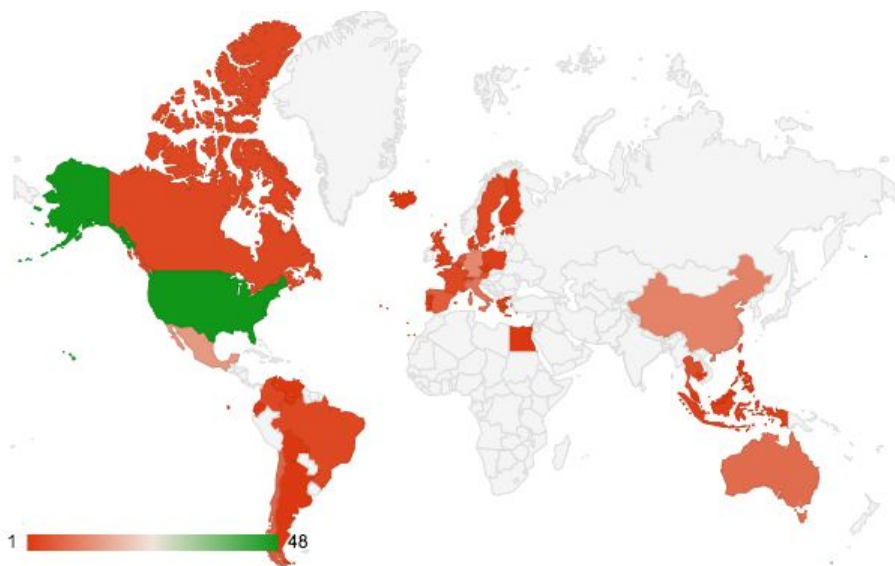
### PARTICIPANTS: 176

ROLE IN ACADEMY		
ATA Role	Number	% of total
Associate	40	23%
Professional	36	20%
Mentoring Lead	28	16%
Intern	27	15%
Lead	22	13%
Non-applicable	17	10%
Applicant	6	3%



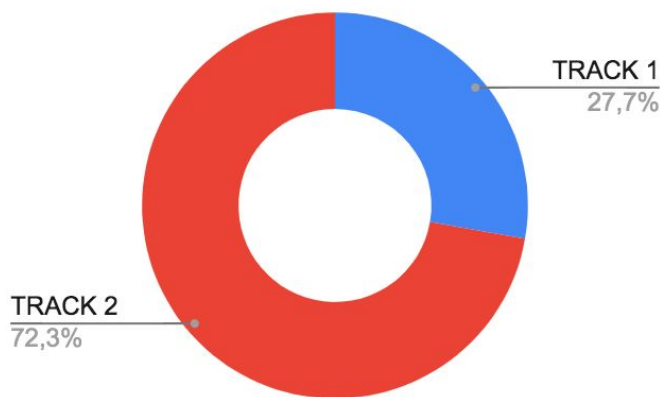
### COUNTRIES: 39

COUNTRIES		
Country	Number	% of total
United States	48	27%
Mexico	14	8%
Germany	12	7%
China	11	6%
Italy	9	5%
Australia	8	5%
Chile	7	4%
Spain	6	3%
Netherlands	5	3%
Austria	4	2%
Taiwan	4	2%
Thailand	4	2%
Others	44	32%



## TRACK 1 X TRACK 2

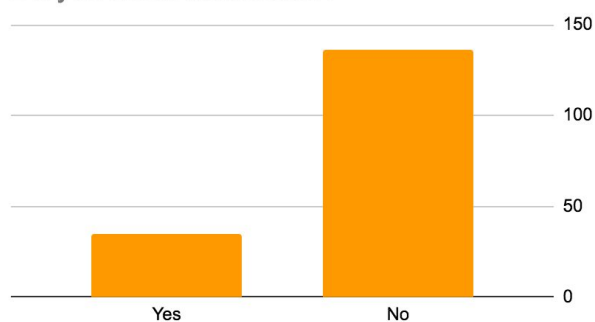
TRACK 1 (Asia & West Coast) X TRACK 2		
TRACK 1	48	27%%
TRACK 2	125	71%



## TRANSLATION'S NEED

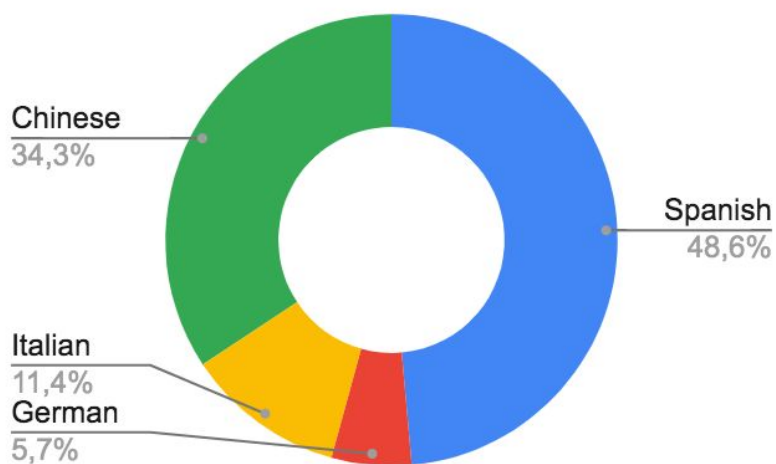
TRANSLATION NEED		
Do you need translation?	Number	% of total
No	136	77%
Yes	35	20%

Do you need translation?



## LANGUAGES: 4

TRANSLATION'S NEED		
Spanish	17	10%
Chinese	12	7%
Italian	4	2%
German	2	1%



Kundalini  
Research Institute